

# **Web Design Project**

## **Topic: The Online Shoe Store Process**

**Group8**

**Member: 105034551 謝其旻**

**105034574 羅允良**

**105034552 張豪展**

## **Introduction**

As the online shopping prosperous nowadays, customers tend to shop on the internet. We evaluate the popularity of basketball and sports enthusiasm in teenagers, so that we decided to develop a basketball online shoe shop. In the past, once the classic basketball shoe is issued, you have to wait for the issue day, probably overnight, you know it is top popularity in fans, even if it is not cheap usually.

## **Service Process**

In our website, you can find the merchandise easily in our home page. All type, color, size will present when it is issued. Follow the step and adding the shoe to shopping car, you will see the payment page. Once the bill is issued, you will receive your package in a short waiting period, seven-day warranty is promised.

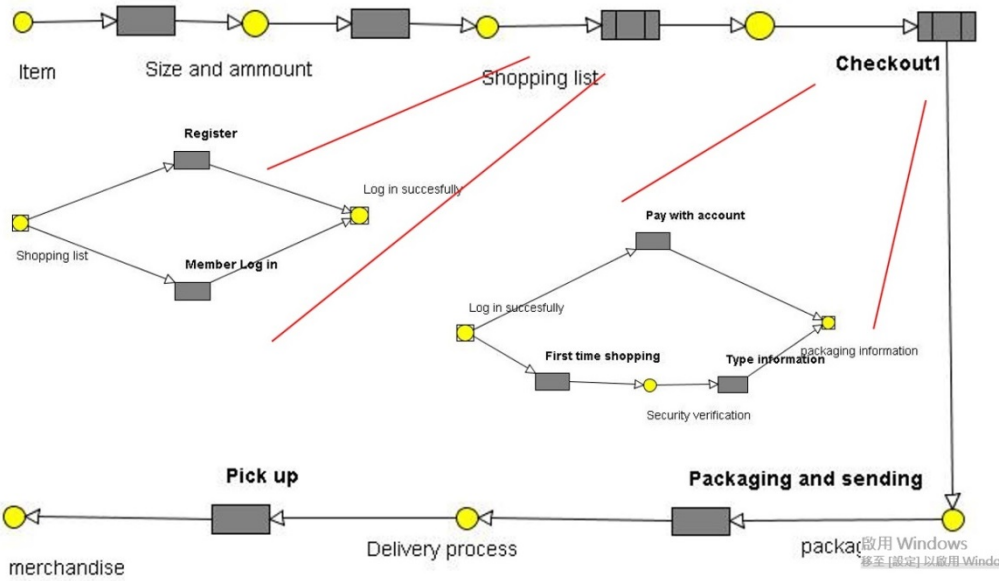
## **Motivation and Goal**

The expectation of our service are as follows:

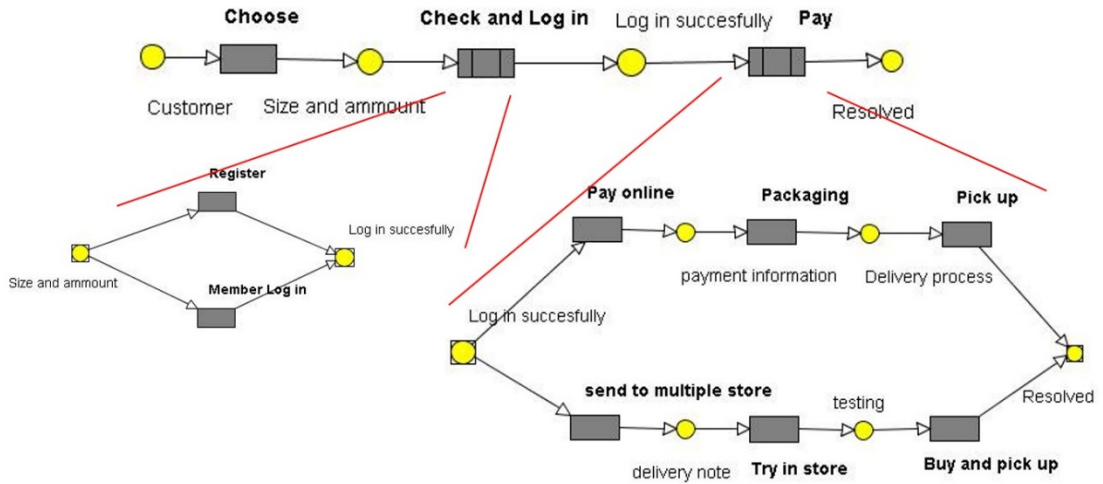
1. We hope every customer get full satisfactory whenever they visit our website, even they do not shop. You can find any size, type, color you want in our website, shortage is not permit.
2. every customer can receive their merchandise quickly. It is correct, fully packaged, quickly and invincible quality.
3. good service quality is promised. You can contact us by our customer service phone number any time, delivery delay and any quality problem is accepting refund application.
4. we offer customer who want obtain their shoe in a relatively short time a new way to pick up their shoe at our multiple store. Delivery process to your place might take few days, but our company corporation is proceed daily. It is fast and cheap than other delivery corporation.

## **As-Is and To be model**

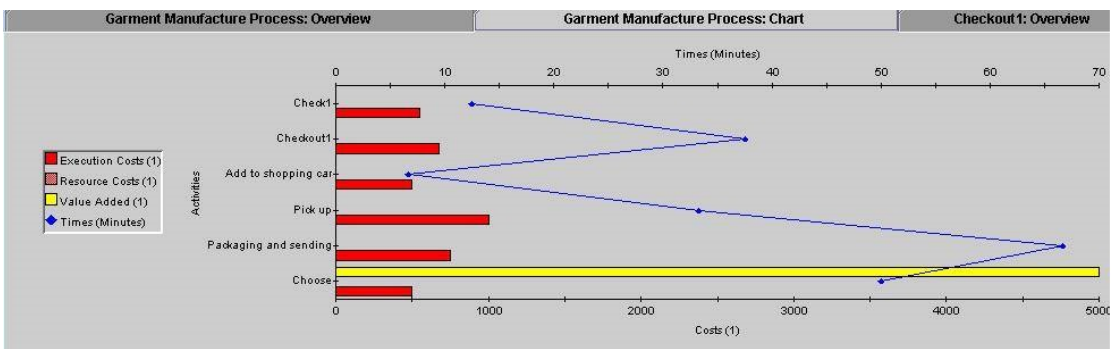
Our As-Is and To be model are as follows, the main difference is you can pick your shoe at our multiple store. By the simulation chart you realize our To-be model cost less and spent less time. It is proved helpful.



▲ As-Is Model

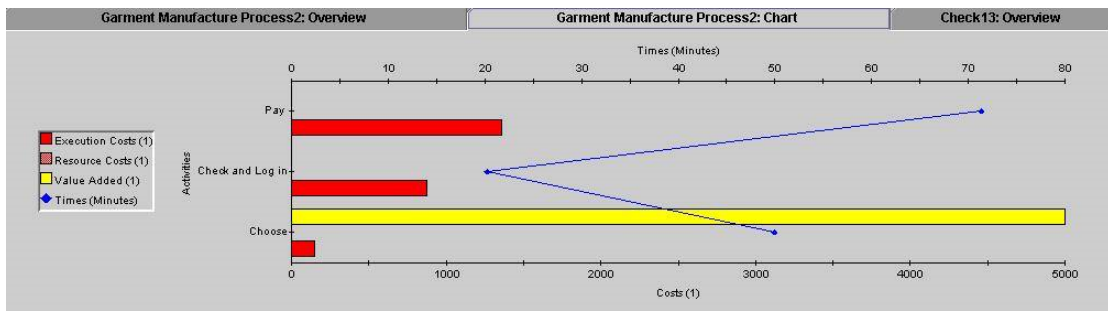


▲ To be model



Garment Manufacture Process: Overview		Garment Manufacture Process: Chart			Checkout1: Overview	
Activities	Count	Execution Costs (1)	Resource Costs (1)	Value Added (1)	Times (Minutes)	
Choose	50	500	0	5,000	50	
Packaging and sending	50	750	0	0	66.667	
Pick up	50	1,000	0	0	33.333	
Add to shopping car	50	500	0	0	6.667	
Checkout1	75	675	0	0	37.5	
Check1	50	550	0	0	12.5	
<b>Sum</b>	<b>325</b>	<b>3,975</b>	<b>0</b>	<b>5,000</b>	<b>206.667</b>	

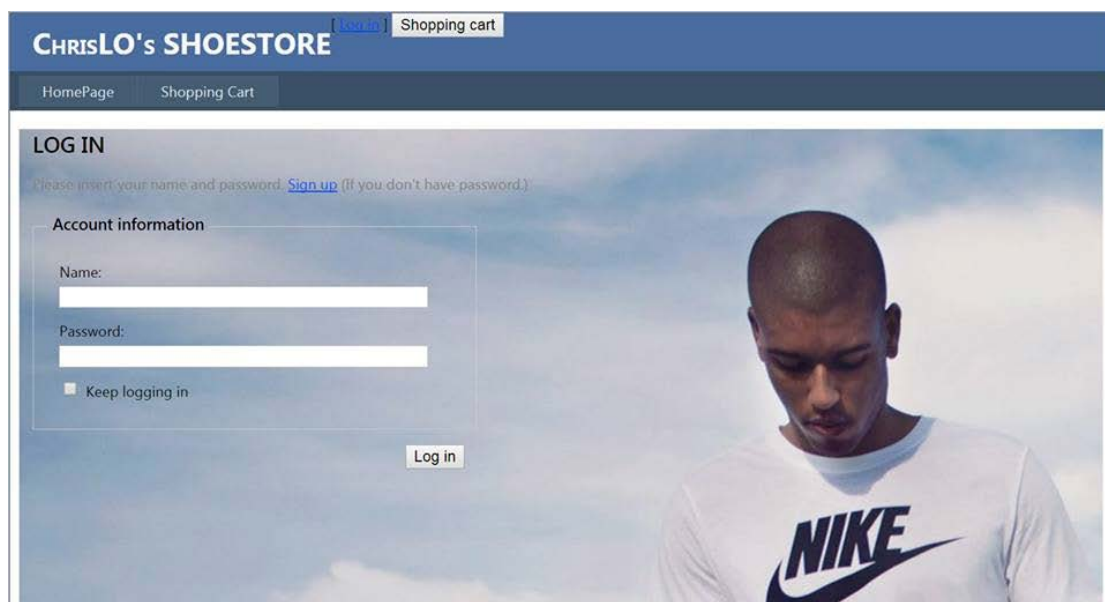
### ▲ As-Is model simulation



Garment Manufacture Process2: Overview		Garment Manufacture Process2: Chart			Check13: Overview
Activities	Count	Execution Costs (1)	Resource Costs (1)	Value Added (1)	Times (Minutes)
Choose	50	150	0	5,000	50
Check and Log in	50	875	0	0	20.2
Pay	150	1,362	0	0	71.333
<b>Sum</b>	<b>250</b>	<b>2,387</b>	<b>0</b>	<b>5,000</b>	<b>141.533</b>

### ▲ To be model simulation

## Website introduction



### ▲ Log in page

Our shop is named “Chrislo’s shoes store”. In the web, the main commodities are fashionable and trend. Some type of shoes are limited. So, the price of shoes in Chrislo’s shoes store are more expensive. The picture as you can see above, you should input your account information about name and password, then you are able to log in. If you don’t have our web account, you should register a personal account.

## Create an account

CHRISLO's SHOESTORE [Login] Shopping cart

Home Page Shopping Cart

### CREATE NEW ACCOUNT

Use this form to create a new account

The password may be at least 6 words

Account

Name:

Gender:

Male

Female

Phonenumber:

Email:

Birth:

2015 ▾ 12 ▾ 31 ▾

Password:

Confirmation Password:

Create User

### ▲ Register page

When you create a new account, you need to fill up some personal information, including name, gender, phone number, birth, and password. Final, you should input password again for confirmation. After you success to create your account, our system will save your personal data in database as the picture below. By this way, we can do members' management in the future.

Name	Gender	Phonenumber	Email	Birth	Password
Chris	male	0975112359	chrislo@gmail.com	19940203	qwe123
Jerry	male	0943156258	jerry@gmail.com	19940205	asd123
Chimin	male	0975173201	z229831@gmail.com	19940610	zxc1234
* NULL	NULL	NULL	NULL	NULL	NULL

▲ Customer data resolved in table

[Log in] Shopping cart
CHRISLO's SHOESTORE

HomePage
Shopping Cart

### CREATE NEW ACCOUNT

Use this form to create a new account

The password may be at least 6 words ·

- Phonenumber is required.
- Email is required.
- Birth is required.
- Password is required.
- Confirmation Password is required.

**Account**

Name:

Gender:

Male

Female


Phonenumber:

Email:

Birth: 2015 ▾ 12 ▾ 31 ▾ \*

Password:

Confirmation Password:



▲ Register page, if you don't input nothing to register, it will warn you.

If you miss any information or input wrong password, there will be emerge notify. By this way, you can know what information are required. After creating account, you are the member of Chrislo's shoes store. Then you can log in and begin to browse commodities.


Name	Price (NT)	Picture	
NIKE SOCK DART SE PREMIUM	4,000		<a href="#">Know more about me</a>

▲One Item display in homepage

In web page, the layout which we designed is clear. We hope customers can browse commodities easier and more relax. The information about shoes include name, price, and picture. If you want to understand information in detail, you can click the link.

CHRISLO'S SHOESTORE [\[Log In\]](#) [Shopping cart](#)

[HomePage](#) [Shopping Cart](#)



ProductName	ProductColor	Price	add
sock	8	4000	<a href="#">Add to shopping cart</a>
sock	9.5	4000	<a href="#">Add to shopping cart</a>
sock	11	4000	<a href="#">Add to shopping cart</a>

[your shopping cart](#)

## NIKE SOCK DART SE PREMIUM

**Introduction**

### MODERN AND MINIMAL

The Nike Sock Dart SE Premium Men's Shoe takes a minimalist approach with a stretchy, lightweight mesh upper designed for a comfortable feel and a streamlined look.

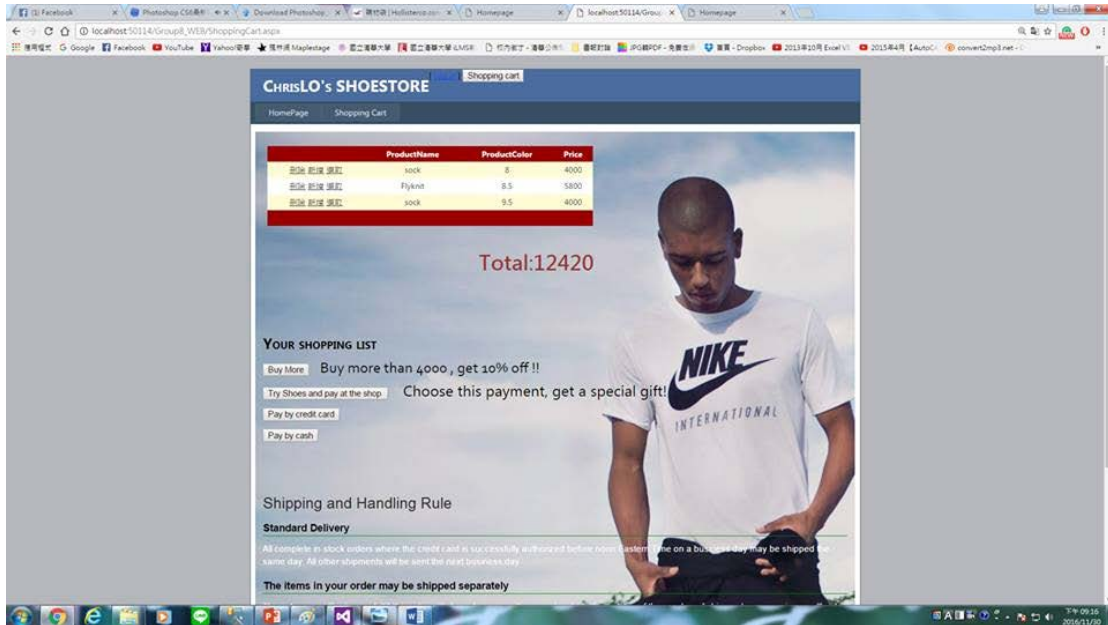
#### ▲ Product detail page

Enter the link, you will see different aspects of shoes. Beside, web page shows you detail introduction. You can select their commodities which you feel interested and suitable. After choosing the commodities, you must add to shopping cart. There is a button named "your shopping cart". You can click it and there will be content about your order.

### Shopping Cart

(Actually, product color means product size)



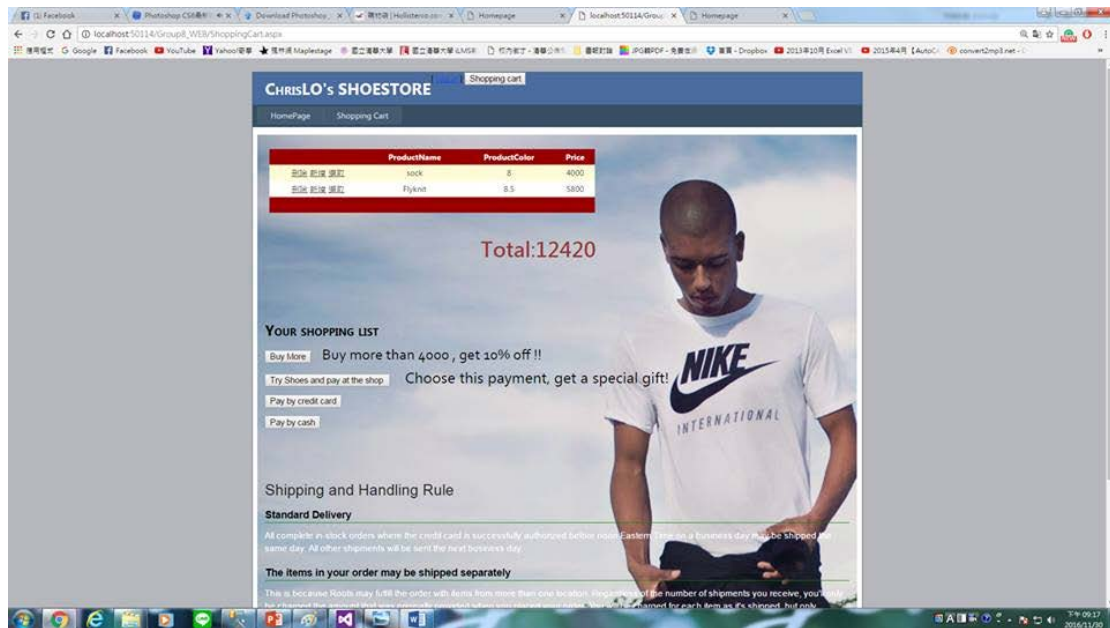


▲ shopping cart page

Product Name	Product Color	Price
sock	8	4000
Flyknit	7.5	5800
SKYELUX	9.5	4000
SKYELUX	11.5	4000
Hypergunk	11	4950
▶*	NULL	NULL

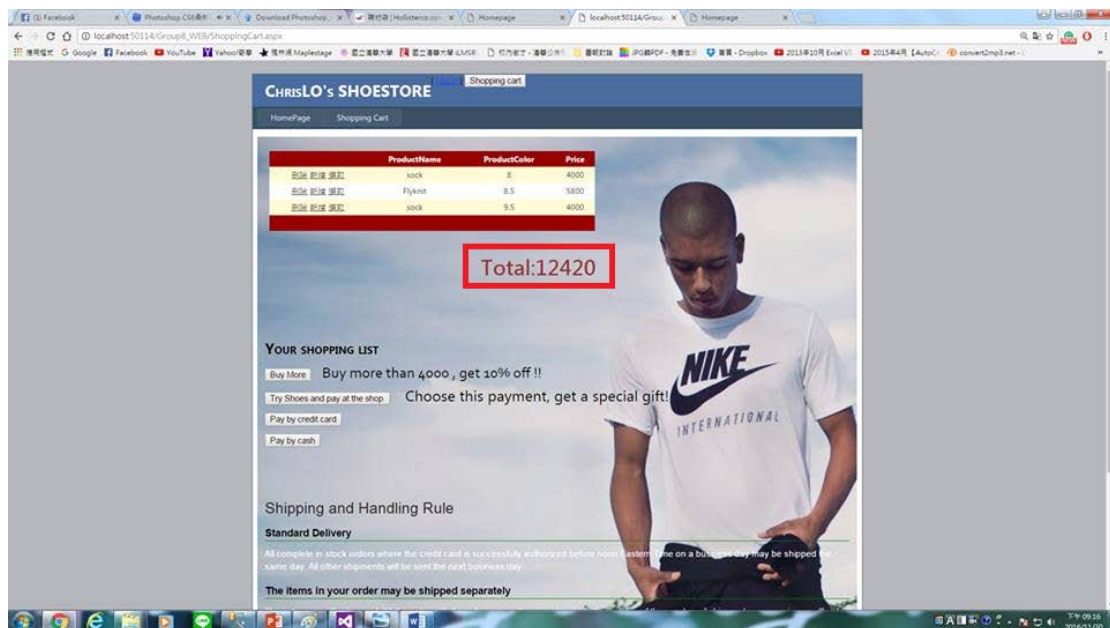
▲ shopping cart table

In here, the data of product you just adding into the shopping cart will insert into the shopping cart table (showed on picture). And you could see every profile of your shoes. Then if you do not want to purchase any of items on this sheet, you could just delete that data of product. For example, if you would like to delete the data of merchandise of product name SKYELUX, product color 11.5, price 4000, then you press delete button. The data of the product you regret could disappear. Just as the picture below:



▲ After pressing the delete button

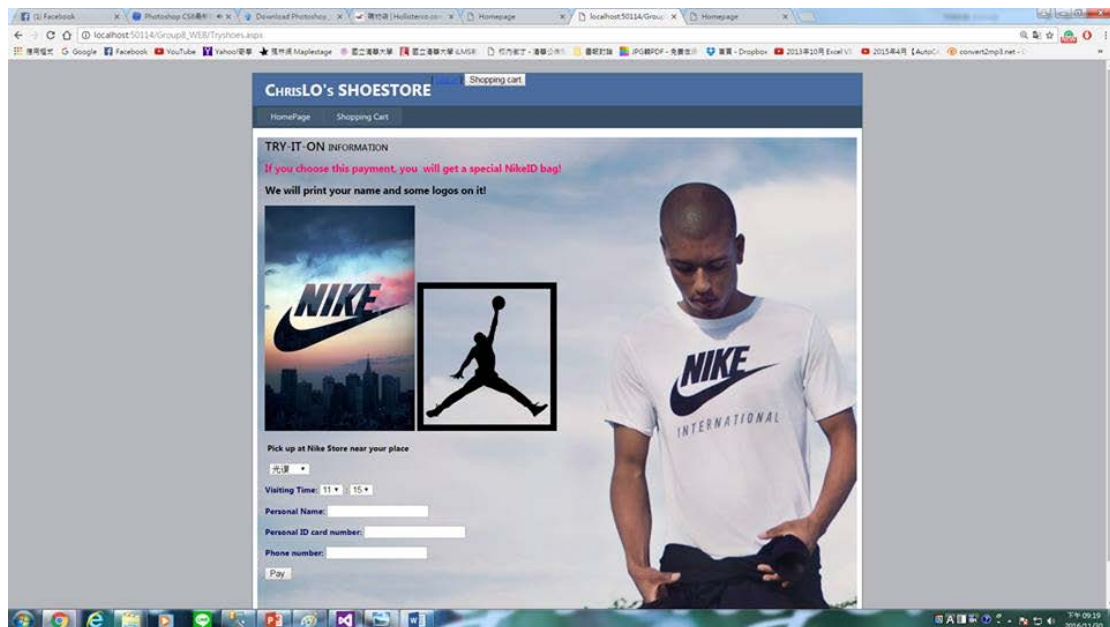
## Promotion



▲ 10%off

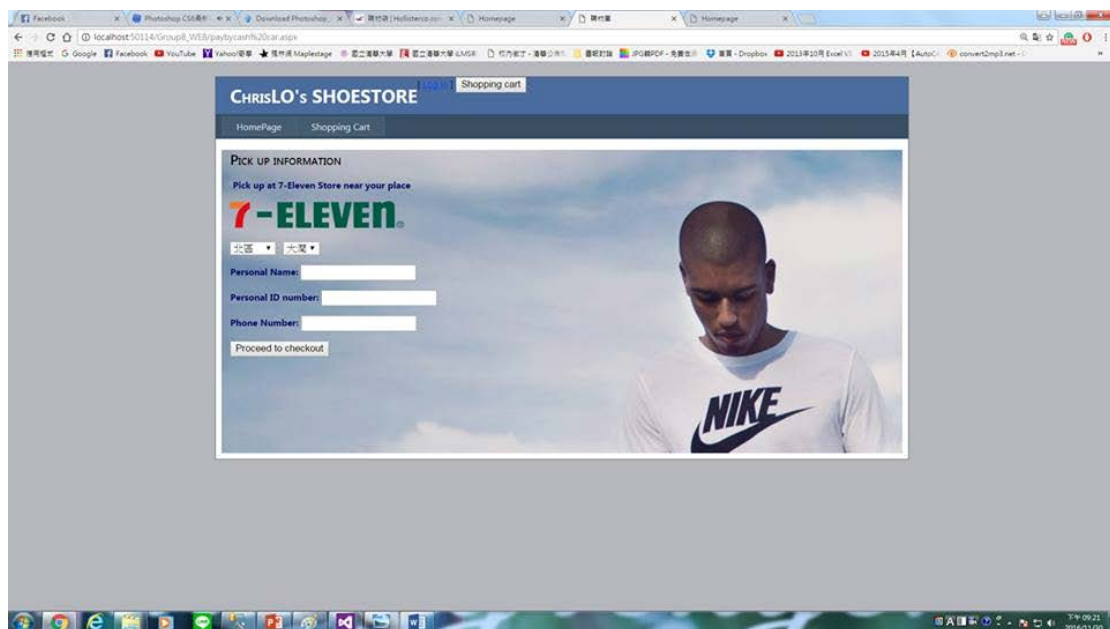
We could see the total price at this page. We set up three type of payment: Try shoes and pay at the shop, pay by cash, and pay by credit card. And in case the customer bought more than 4000, then he will have 10% off no matter he choose what kinds of payments. By the way, if the customer would like to choose the payment of try shoes, then he will have a special bag printed on his own name and the logo chosen by himself (like jump-man logo). So the purpose of our promotion is to make people use the try-shoes payment, then we could decrease the distribution

and logistics cost.



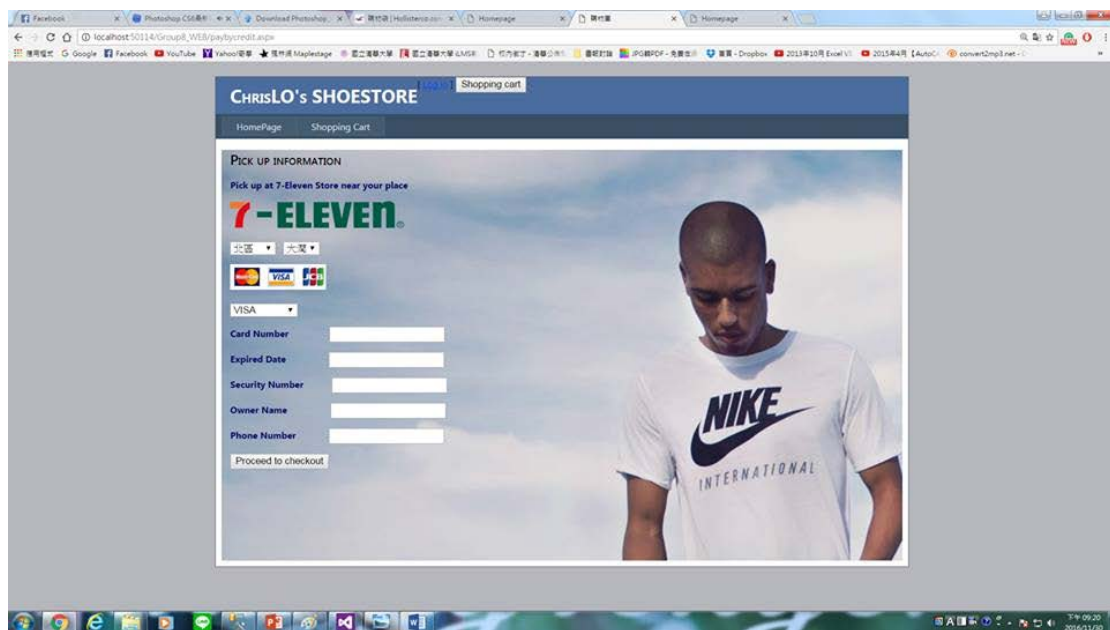
▲ Try shoes payment page

The customer choosing try-shoes payment need to choose the place he wants to try the shoes, the arriving time, name, ID number and phone number.



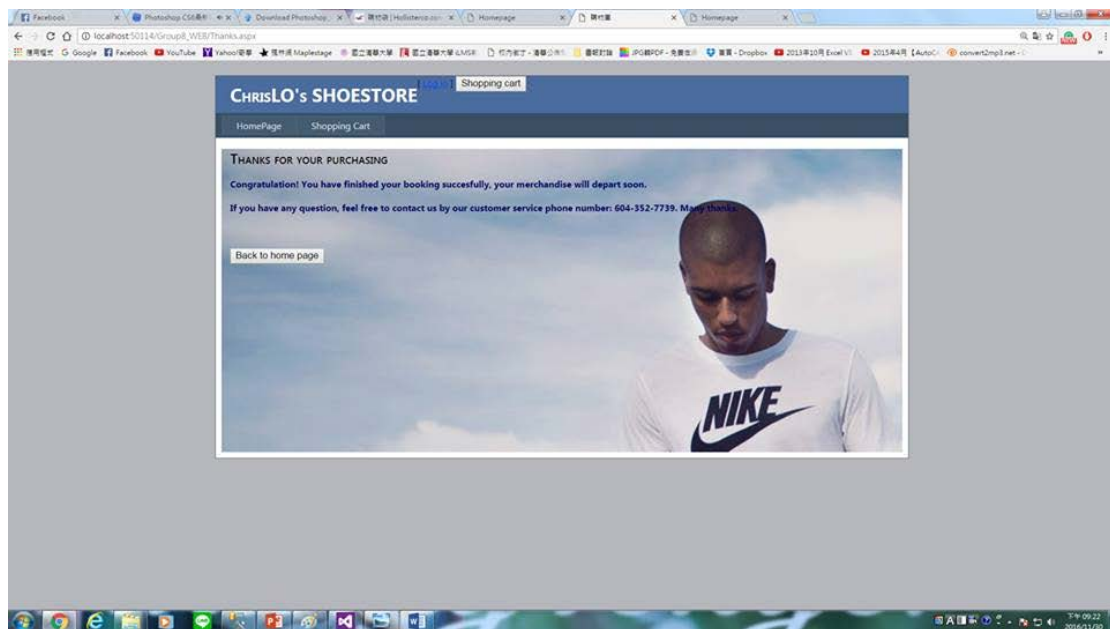
▲ Pay at the 7-11 store page

The customer choosing try-shoes payment need to select one of 7-11 stores he could pick the shoes up, name, ID number and phone number.



▲ credit card payment page

The customer choosing try-shoes payment need to select one of the 7-11 stores he could pick the shoes up, the kind of his credit card, card number, expired date, security number, owner name and phone number.

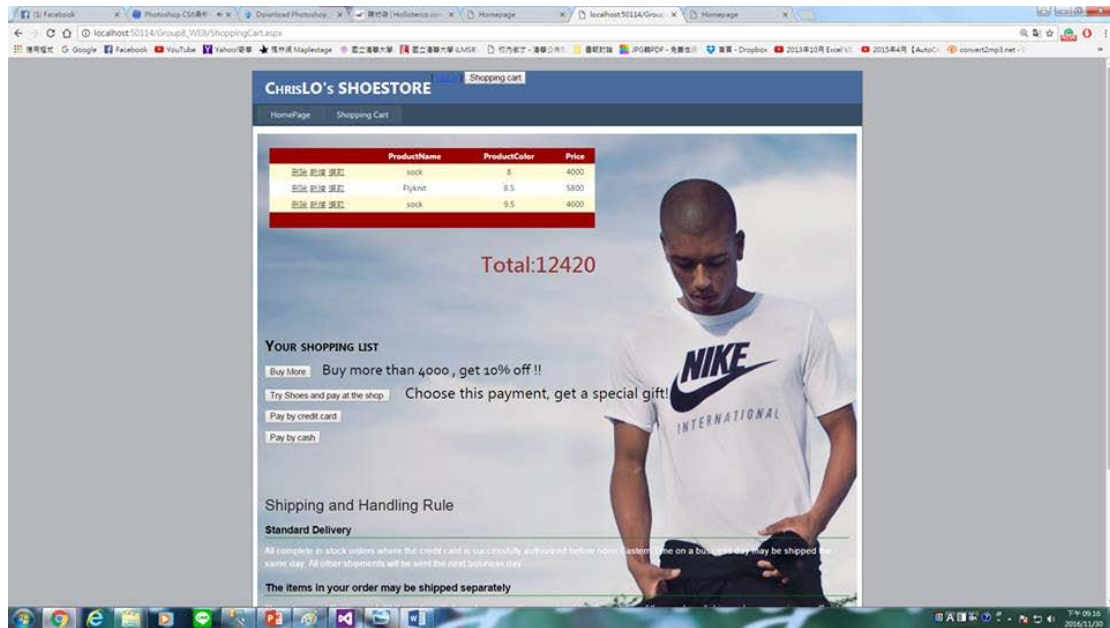


▲ After checkout page

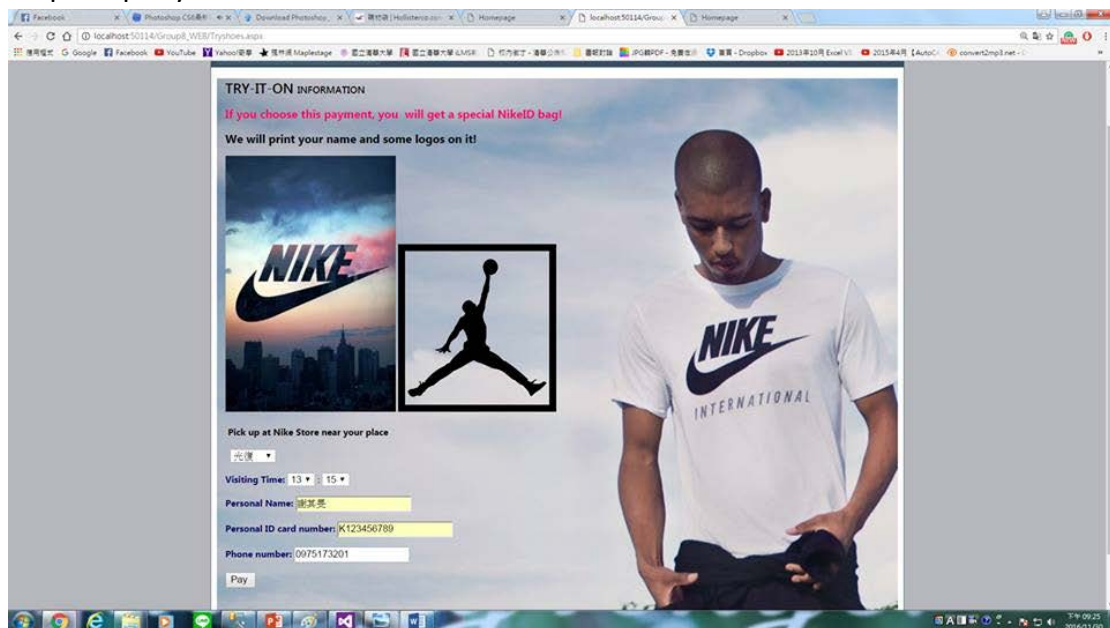
And finally, when going to this page, all the purchasing process have done. The customer could get their products in a few days due to the payment.

Example:

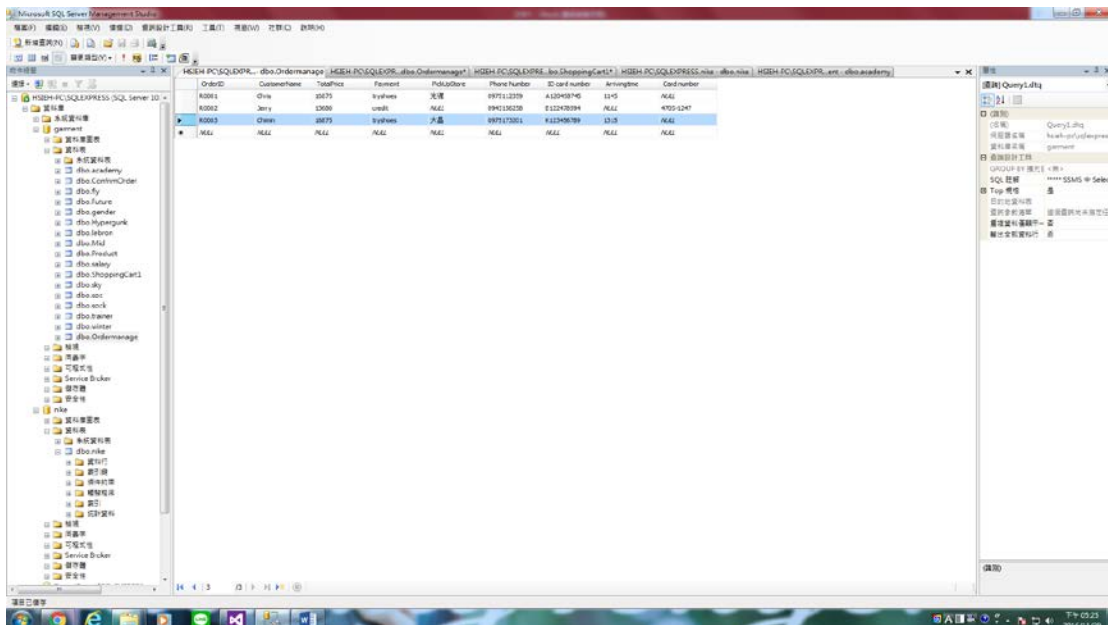
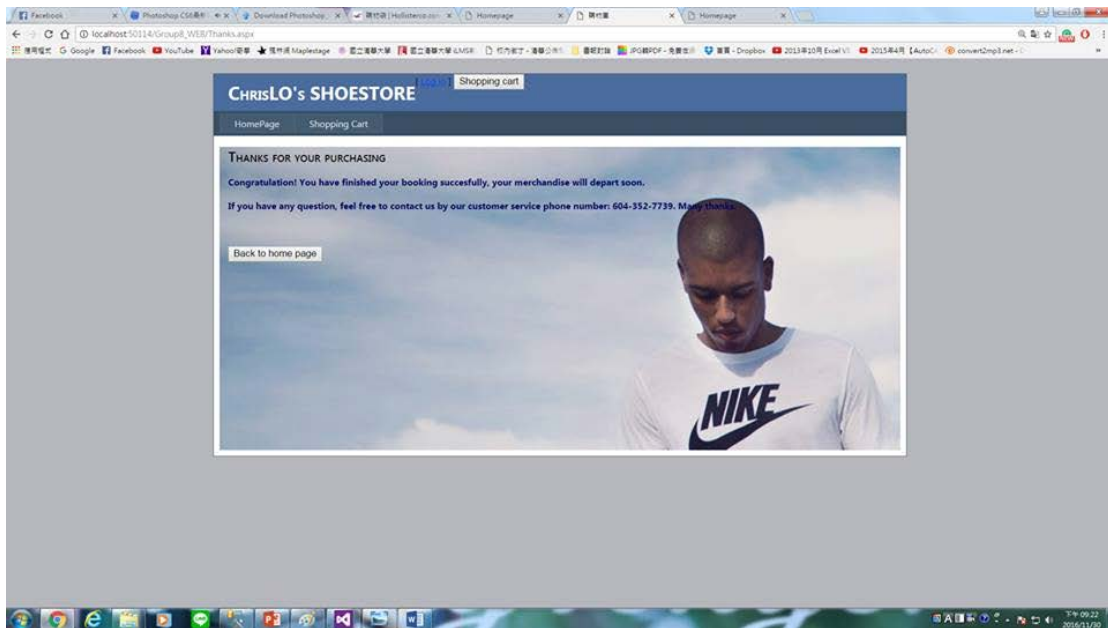
## Step1: Check what you would like to buy and choose a payment



## Step2: input your information



## Step3: Checkout



▲ Order data inserts into the order management table

Then the manager could the data insert into the order management table. The data will show at the table of order as the above picture.

## Conclusion

We created a fresh way of the payment. Purchasing shoes on the Internet usually have several problems. One big problem is when the size of shoes cannot match up our feet, you might return your goods very difficultly and troublesome. And you probably should pay the freight. So we would like to solve this problem by

creating this try-shoes payment. Customer can try any size of the shoes selected on the Internet. You might wonder customer can just go to the real store directly instead of selecting size on the Internet? Because customer goes to the real store, usually don't have their size. So it saves the customer's visiting time, gas money. And on manager's side, it also could save the logistic cost and time and increase the customer satisfaction. When we use income to simulate the process, it shows as we expected.